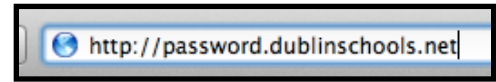
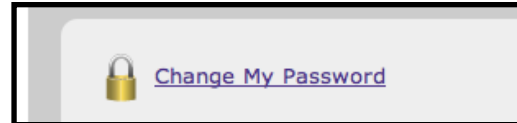
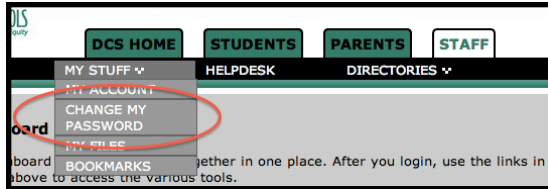


Changing Your District Log-in Password

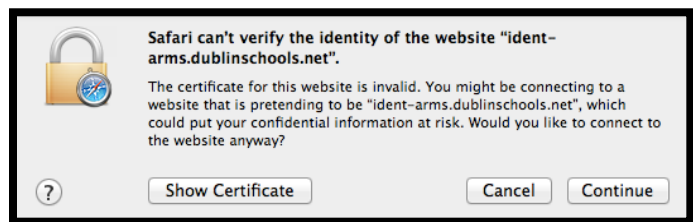
Open a web browser and go to the following address - <http://password.dublinschools.net>



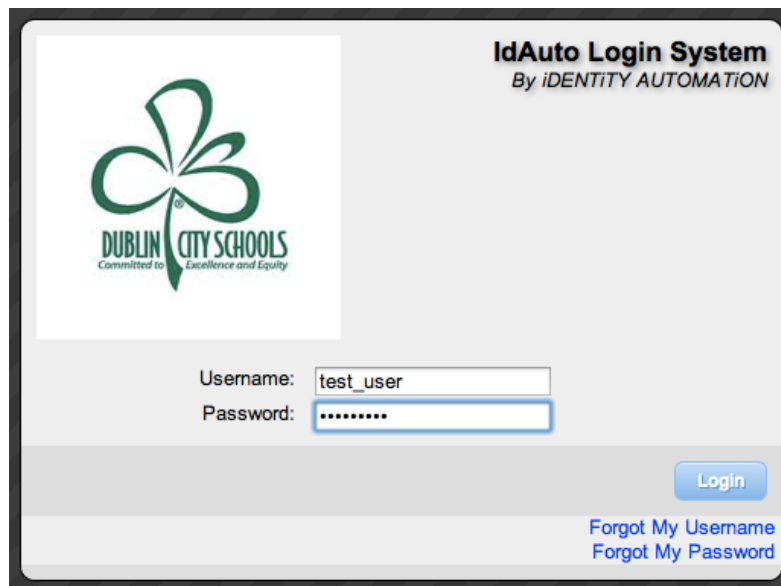
You can also access the password change through the dashboard from the bookmark list or from the “My Stuff” pull-down menu.



You may see this message - if so, click “continue.”



Log-in to the website with your current username and password. (Teacher usernames are lastname_firstname, **not** full e-mail addresses.) If you don't know your password, please contact the technology department at 760-4319.



You must fill in the form with answers to security questions. You must answer 2 or more “Admin Defined Questions” and at least 1 “User Defined Question”. You can add more by clicking the + sign. These responses will be needed if you ever forget your password and want to reset a new password.

Update Challenge Question Responses

Update Challenge Question Responses

- You must answer at least 2 of the pre-defined questions below.
- You must create a user defined question.

Admin Defined Questions

What is your favorite color? *****

What is your favorite movie or TV show? _____

What is your pet's name? *** _____

User Defined Questions

+ Hometown ? *****

Favorite Food ? *****

Saving is only enabled after entering an adequate number of responses **Save** Cancel

NOTE:
**You must answer
at least two on
top, and one on
the bottom**

Click the Change Password tab to be able to enter your current password and create a new password. Your new password must be 6 characters with at least 1 number. You also cannot select a new password that is the same as your old password.

Change Password

Change Password

Passwords must be at least 6 characters long, contain at least 1 lower case letter and at least 1 number.

Your Current Password: *****

New Password: *****

Confirm New Password: *****

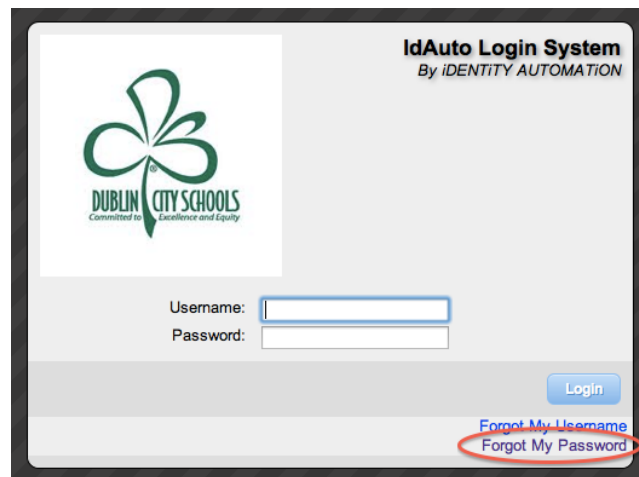
Password Meets Requirements

Change Password Cancel

This password will now work for logging in, your server access, your FirstClass access, and anywhere else your “district login” is used. It is not the password that is used for ProgressBook, DASL, or Mastery Manager.

Forgotten Password

If you have forgotten your current password, you can change it by clicking on the forgot password link on the login screen



IdAuto Login System
By iDENTITY AUTOMATION

DUBLIN CITY SCHOOLS
Committed to Excellence and Equity

Username:

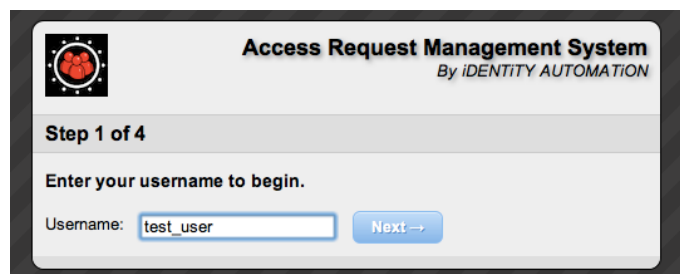
Password:

Login

[Forgot My Username](#)

[Forgot My Password](#)

You will be prompted for your username



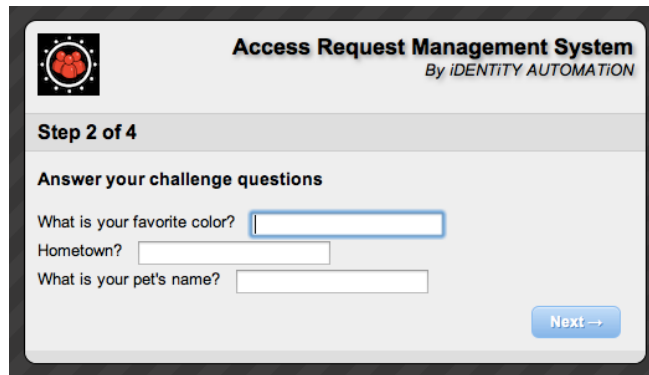
Access Request Management System
By iDENTITY AUTOMATION

Step 1 of 4

Enter your username to begin.

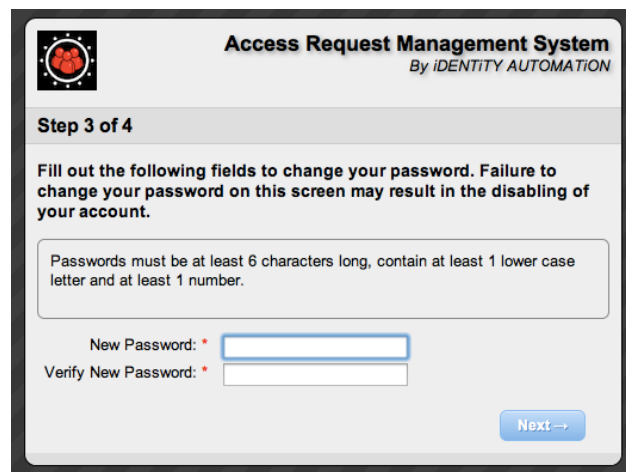
Username:

You will be prompted to answer your security questions.



The screenshot shows a web interface for the "Access Request Management System" by iDENTITY AUTOMATION. It is titled "Step 2 of 4" and "Answer your challenge questions". There are three input fields: "What is your favorite color?", "Hometown?", and "What is your pet's name?". A blue "Next →" button is located at the bottom right.

You can now create your new password.



The screenshot shows a web interface for the "Access Request Management System" by iDENTITY AUTOMATION. It is titled "Step 3 of 4" and "Fill out the following fields to change your password. Failure to change your password on this screen may result in the disabling of your account." Below this is a text box with the password requirements: "Passwords must be at least 6 characters long, contain at least 1 lower case letter and at least 1 number." There are two input fields: "New Password: *" and "Verify New Password: *". A blue "Next →" button is located at the bottom right.

Your password should now be changed and ready to go.

Contact Tech Support, if you have trouble.